



DIECI



SAMSON GD



50.8 VS



65.8 VS



60.9 VS

PERFORMANCE			
Vehicle model	SAMSON 50.8 VS EVO2 - GD	SAMSON 60.9 VS EVO2 - GD	SAMSON 65.8 VS EVO2 - GD
Maximum capacity	5000 kg (11023 lb)	6000 kg (13228 lb)	6500 kg (14330 lb)
Maximum lifting height	7,70 m (25,3 ft)	8,60 m (28,2 ft)	7,70 m (25,3 ft)
Maximum horizontal extension	4,20 m (13,8 ft)	4,90 m (16,1 ft)	4,20 m (13,8 ft)
Fork swiveling angle	144°	144°	144°
Pull-out force	5700 daN (12814 lbf)	5700 daN (12814 lbf)	5700 daN (12814 lbf)
Towing force	7300 daN (16411 lbf)	7300 daN (16411 lbf)	7300 daN (16411 lbf)
Maximum climb angle	40%	40%	40%
Unladen weight	10560 kG (23281 lb)	11500 kg (25353 lb)	11300 kg (24912 lb)
Max speed (referred to wheels with maximum permitted diameter)	40 km/h (24,9 mph)	40 km/h (24,9 mph)	40 km/h (24,9 mph)

BOOM			
Vehicle model	SAMSON 50.8 VS EVO2 - GD	SAMSON 60.9 VS EVO2 - GD	SAMSON 65.8 VS EVO2 - GD
Lifting	8,3 s	11,0 s	10,5 s
Descent	4,4 s	6,9 s	6,6 s
Extension	5,5 s	6,4 s	5,5 s
Retraction	2,4 s	2,8 s	2,4 s
Forward swiveling	2,8 s	2,8 s	2,8 s
Reverse swiveling	1,9 s	1,9 s	1,9 s

ENGINE			
Vehicle model	SAMSON 50.8 VS EVO2 - GD	SAMSON 60.9 VS EVO2 - GD	SAMSON 65.8 VS EVO2 - GD
Brand	FPT	FPT	FPT
Nominal power	103 kW (138 HP)	103 kW (138 HP)	103 kW (138 HP)
@rpm	2200 rpm	2200 rpm	2200 rpm
Peak power	114 kW (153 HP)	114 kW (153 HP)	114 kW (153 HP)
@rpm	1800 rpm	1800 rpm	1800 rpm
Operation	4-stroke	4-stroke	4-stroke
Injection	Electronic, Common Rail	Electronic, Common Rail	Electronic, Common Rail
Number and arrangement of cylinders	4, Vertical in line	4, Vertical in line	4, Vertical in line
Displacement	4485 cm ³ (274 in ³)	4485 cm ³ (274 in ³)	4485 cm ³ (274 in ³)
Consumption	205,9 g/kWh (338,71 lb/Hp h)	205,9 g/kWh (338,71 lb/Hp h)	205,9 g/kWh (338,71 lb/Hp h)
@rpm	1800 rpm	1800 rpm	1800 rpm
Emission standard	Stage IV/Tier 4f	Stage IV/Tier 4f	Stage IV/Tier 4f
Exhaust gas treatment	DOC+SCR	DOC+SCR	DOC+SCR
Cooling system	Liquid	Liquid	Liquid
Intake	16-valve turbo compressor, aftercooler	16-valve turbo compressor, aftercooler	16-valve turbo compressor, aftercooler

DIFFERENTIAL AXLES			
Vehicle model	SAMSON 50.8 VS EVO2 - GD	SAMSON 60.9 VS EVO2 - GD	SAMSON 65.8 VS EVO2 - GD
Type of axles	2 steering, with 4 epicycloidal reduction gears	2 steering, with 4 epicycloidal reduction gears	2 steering, with 4 epicycloidal reduction gears
Type of steering	4 wheels / transversal / 2 wheels	4 wheels / transversal / 2 wheels	4 wheels / transversal / 2 wheels
Front axle	Rigid (Levelling upon request)	Rigid (Levelling upon request)	Rigid (Levelling upon request)
Rear axle	Swinging	Swinging	Swinging
Service braking	Oil bath with servo brake on front and rear axle with double hydraulic system	Oil bath with servo brake on front and rear axle with double hydraulic system	Oil bath with servo brake on front and rear axle with double hydraulic system
Parking braking	Negative actuation with electronic control	Negative actuation with electronic control	Negative actuation with electronic control

HYDRAULIC SYSTEM			
Vehicle model	SAMSON 50.8 VS EVO2 - GD	SAMSON 60.9 VS EVO2 - GD	SAMSON 65.8 VS EVO2 - GD
Hydraulic pump type	Piston pump with variable flow rate for power steering and movements. Gear pumps for Fan Drive with automatic fan reversal.	Piston pump with variable flow rate for power steering and movements. Gear pumps for Fan Drive with automatic fan reversal.	Piston pump with variable flow rate for power steering and movements. Gear pumps for Fan Drive with automatic fan reversal.
Hydraulic pump capacity	247 L/min (65,3 gal/min)	247 L/min (65,3 gal/min)	247 L/min (65,3 gal/min)
Max. operating pressure	26,0 MPa (3771 psi)	26,0 MPa (3771 psi)	26,0 MPa (3771 psi)
Distributor control	4 in 1 proportional Joystick with FNR	4 in 1 proportional Joystick with FNR	4 in 1 proportional Joystick with FNR

REFUELING			
Vehicle model	SAMSON 50.8 VS EVO2 - GD	SAMSON 60.9 VS EVO2 - GD	SAMSON 65.8 VS EVO2 - GD
Hydraulic system (total)	175,0 L (46,23 gal)	175,0 L (46,23 gal)	175,0 L (46,23 gal)
Fuel tank	125,0 L (33,02 gal)	125,0 L (33,02 gal)	125,0 L (33,02 gal)
AdBlue tank	27,0 L (7,13 gal)	27,0 L (7,13 gal)	27,0 L (7,13 gal)

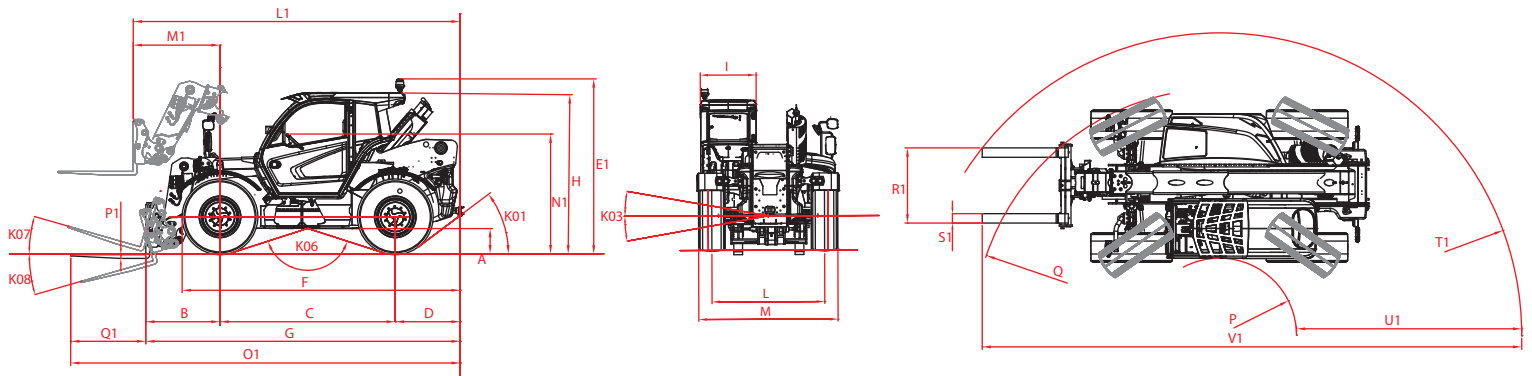
TRANSMISSION			
Vehicle model	SAMSON 50.8 VS EVO2 - GD	SAMSON 60.9 VS EVO2 - GD	SAMSON 65.8 VS EVO2 - GD
Transmission type	Hydrostatic single speed Vario System EVO2 with electronic control	Hydrostatic single speed Vario System EVO2 with electronic control	Hydrostatic single speed Vario System EVO2 with electronic control
Hydraulic motor	2 Hydraulic motors with continuous automatic adjustment	2 Hydraulic motors with continuous automatic adjustment	2 Hydraulic motors with continuous automatic adjustment
Reversal	With electronic control operated with vehicle in motion	With electronic control operated with vehicle in motion	With electronic control operated with vehicle in motion
Inching	With electronic pedal for controlled forward movement	With electronic pedal for controlled forward movement	With electronic pedal for controlled forward movement

TIRES

Vehicle model	SAMSON 50.8 VS EVO2 - GD	SAMSON 60.9 VS EVO2 - GD	SAMSON 65.8 VS EVO2 - GD
Standard tires	18-22.5"	18-22.5"	18-22.5"
Optional tires	18 R22.5; 500-70 R24 (19,5 LR024)	18 R22.5; 500-70 R24 (19,5 LR024)	18 R22.5; 500-70 R24 (19,5 LR024)

DIMENSIONS

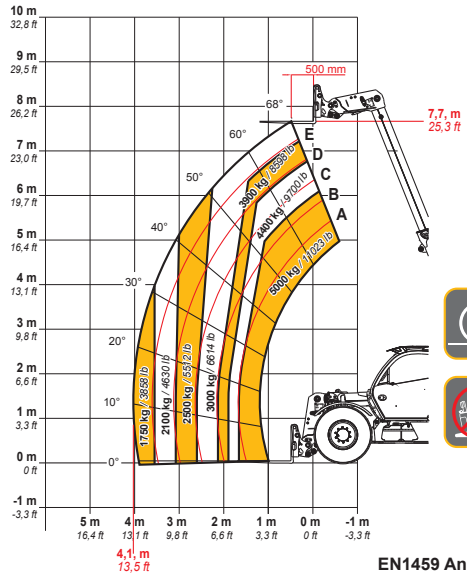
Vehicle model	SAMSON 50.8 VS EVO2 - GD	SAMSON 60.9 VS EVO2 - GD	SAMSON 65.8 VS EVO2 - GD
A	400 mm (15,7 in)	400 mm (15,7 in)	400 mm (15,7 in)
B	1186 mm (46,7 in)	1536 mm (60,5 in)	1186 mm (46,7 in)
C	2800 mm (110,2 in)	2800 mm (110,2 in)	2800 mm (110,2 in)
D	1037 mm (40,8 in)	1037 mm (40,8 in)	1037 mm (40,8 in)
E1	2800 mm (110,2 in)	2800 mm (110,2 in)	2800 mm (110,2 in)
F	4442 mm (174,9 in)	4442 mm (174,9 in)	4442 mm (174,9 in)
G	5023 mm (197,8 in)	5373 mm (211,5 in)	5023 mm (197,8 in)
H	2545 mm (100,2 in)	2545 mm (100,2 in)	2545 mm (100,2 in)
I	960 mm (37,8 in)	960 mm (37,8 in)	960 mm (37,8 in)
K01	37°	37°	37°
K03	10°	10°	10°
K06	144°	144°	144°
K07	16°	16°	16°
K08	131°	131°	131°
L	1930 mm (76 in)	1930 mm (76 in)	1930 mm (76 in)
L1	5223 mm (205,6 in)	5561 mm (218,9 in)	5223 mm (205,6 in)
M	2375 mm (93,5 in)	2390 mm (94,1 in)	2375 mm (93,5 in)
M1	1386 mm (54,6 in)	1724 mm (67,9 in)	1386 mm (54,6 in)
N1	1910 mm (75,2 in)	1910 mm (75,2 in)	1910 mm (75,2 in)
O1	6223 mm (245 in)	6573 mm (258,8 in)	6223 mm (245 in)
P	1229 mm (48,4 in)	1229 mm (48,4 in)	1229 mm (48,4 in)
P1	60 mm (2,4 in)	60 mm (2,4 in)	60 mm (2,4 in)
Q	3933 mm (154,8 in)	3933 mm (154,8 in)	3933 mm (154,8 in)
Q1	1200 mm (47,2 in)	1200 mm (47,2 in)	1200 mm (47,2 in)
R1	1200 mm (47,2 in)	1200 mm (47,2 in)	1200 mm (47,2 in)
S1	150 mm (5,9 in)	150 mm (5,9 in)	150 mm (5,9 in)
T1	4824 mm (189,9 in)	5104 mm (200,9 in)	4824 mm (189,9 in)
U1	3596 mm (141,6 in)	3875 mm (152,6 in)	3596 mm (141,6 in)
V1	8613 mm (339,1 in)	-	8613 mm (339,1 in)



MAX
5000 kg / 11023 lb



DOCDI0000866

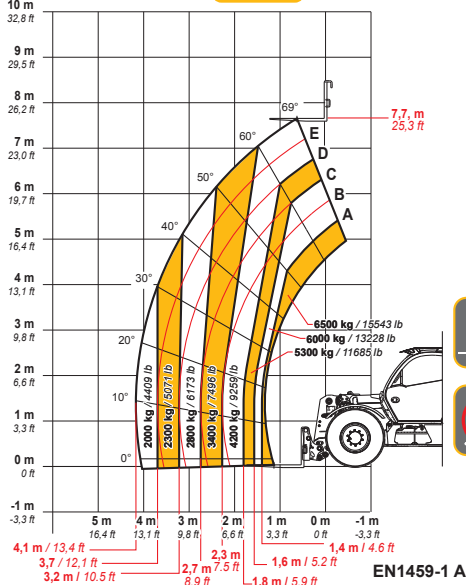


50.8

MAX
6500 kg / 14330 lb



DOCDI0000946

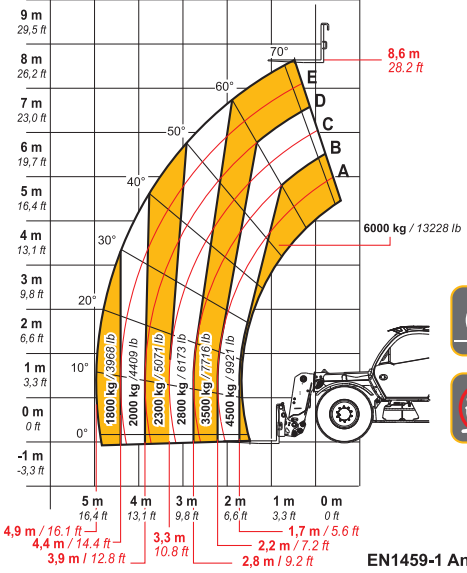


65.8

MAX
6000 kg / 13228 lb



DOCDI0000948



60.9

Dieci Srl - Via E. Majorana, 2-4 - 42027 - Montecchio Emilia (RE) ITALY

Tel. +39 0522 869611 - Fax +39 0522 869798 - E-mail: info@dieci.com - www.dieci.com

DOCCT000003-UK-01