

ZOOMLION TELESCOPIC BOOM LIFTS

ZT34J

Comply with CE/ANSI/GB Standard

NEW

HIGHLIGHTS

- Better work envelop performance, 10% larger than competitor.
- Zoomlion AWM Remote Monitoring and Rental Management System.
- Industry leading telematic control interface with self-diagnostic monitoring capability.
- Platform dual capacity design, up to 300/454kg.
- Smooth & stable boom extension control as low as 15mm/s.

FEATURES

Standard Features

Horn
All motion alarm
Proportional control
Self-closing entry gate
Flashing amber beacon
GPS positioning and tracking system
Remote monitoring and rental management system
Auto-leveling system
Emergency stop button
Over tilt protection system
Emergency descent system
On-board diagnostic system
Oscillating axle
4.3' LED display
Load sensing system
Swing-out engine tray

Accessories & Options

Platform work lights
Anti-collision device
AC power to platform



ACCESS WITH ZOOMLION GREEN

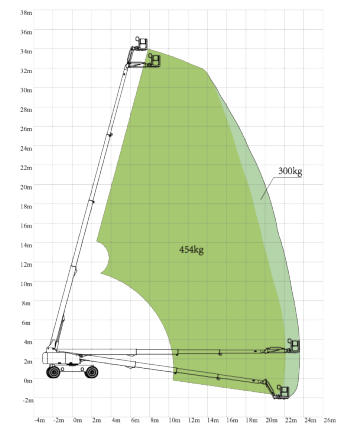
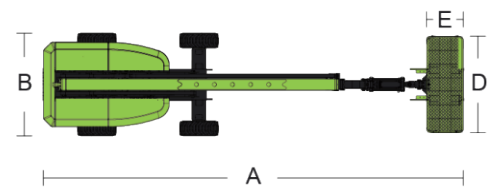
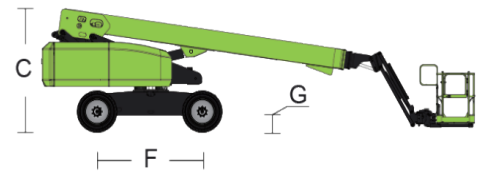
Hotline: +86 400-800-0157
E-mail: awm@zoomlion.com

Add: ZOOMLION Wangcheng Industrial Park, Tengfei Road 997, Changsha, Hunan, China.
Learn more at <http://en.zoomlion.com/>

MAIN SPECS OF TELESCOPIC BOOM LIFTS

Comply with CE/ANSI/GB Standard

Model	ZT34J
Size	
Work Height	36 m
Platform Height	34 m
Horizontal Outreach	23.50 m
A - Stowed Length	13.50 m
B - Stowed Width	2.49 m
C - Stowed Height	3 m
D - Platform Length	2.44 m
E - Platform Width	0.91m
F - Wheelbase	3.81m
Wheelbase	2.05 / 3.41m
G - Ground Clearance	0.41m
Performance	
Platform Capacity (Unrestricted/Restricted)	300 / 454 kg
Drive Speed (Working)	5.5 km/h
Gradeability	45% (24°)
Turning Radius (Inside)	2.80 m
Turning Radius (Outside)	5.70 m
Turntable Swing	360° continuous
Platform Rotation	±90°
Tail Swing	1.88 m
Jib (Range of Articulation)	130° (- 55° ~ 75°)
Max. Working Slope	3°
Max. Wind Speed	12.5 m/s
Power	
Engine	Kohler KDI2504TCR
Fuel Tank Capacity	200 L
Control Voltage	12 V DC
Hydraulic Tank Capacity	250 L
Drive Mode	4WD
Steering Mode	Front-wheel/ Rear-wheel/Crab
Tire	
Type	IN445/50D710 Foam-filled Tires
Weight	
Gross	19200 kg



ZT34J Working Envelope